



District Report Card: 2017


State: Sikkim	District: East Sikkim
Class: 3	Subject: Language
Schools: 59	Students: 847


Participation/Coverage


Students

<div>GENDER</div> <div></div>	Boys				Girls			
	Number		%		Number		%	
	407		48.05		440		51.95	

<div>AREA</div> <div></div>	Rural				Urban			
	Number		%		Number		%	
	545		64.34		302		35.66	

<div>CATEGORY</div> <div></div>	SC		ST		OBC		GEN	
	Number	%	Number	%	Number	%	Number	%
	106	12.51	269	31.76	304	35.89	168	19.83

<div>CWSN</div> <div></div>	LD	VI	HI	S&LD	ID	Oth
	1	3	1	8	1	0

<div>Management</div> <div></div>	Government			Government-aided		
	Number		%	Number		%
	840		99.17	7		0.83

Average Performance of Students in Language (%)

Overall	Gender		Area		Management		Social Group			
	Male	Female	Rural	Urban	Govt.	Aided	SC	ST	OBC	GEN
55.18	54.23	56.06	58.23	49.69	55.11	63.81	51.89	59.93	53.27	53.13

Performance on Learning Outcomes (LOs)

Learning Outcomes	Description	Average Performance(%)
L304	Reads small texts with comprehension i.e., identifies main ideas, details, sequence and draws conclusions	55.94
L312	Reads printed scripts on the classroom walls: poems, posters, charts etc.	53.67

Range of Performance of Students who Answered Correctly							
Below 30%		30% - 50%		50% - 75%		Above 75%	
Number	%	Number	%	Number	%	Number	%
118	13.93	255	30.11	306	36.13	168	19.83

Lowest Performing Learning Outcomes (LOs)

1 - Reads printed scripts on the classroom walls: poems, posters, charts etc. (53.67)

2 - Reads small texts with comprehension i.e., identifies main ideas, details, sequence and draws conclusions (55.94)